

NANOMAT / MICROMAT Screwdrivers

345-3008U
to
345-7008U345-308U
to
345-508U

Type	Part no.	Torque			Speed, idling rpm	Screws	Weight kilos
		min. Ncm	max. soft pull-up Ncm	max. hard pull-up Ncm			
straight, reversible, push-to-start (hex. female), 3 mm							
345-3008U	202600C	1	15	15	1400	M 2	0.14
345-5008U	202600E	0.8	25	25	680		
345-6008U	202600F	0.8	30	30	500		
345-7008U	202600G	0.8	30	30	300		
straight, right rotation, push-to-start (hex. female), 3 mm							
345-308	339267A	2	50	60	1600	M 3	0.15
345-408	345763A	2	55	55	1100		
345-708	385162A	2	70	70	600		
345-508	339268A	2	70	70	350		
straight, reversible, push-to-start (hex. female), 3 mm							
345-308U	339269A	2	40	50	1300	M 3	0.17
345-408U	345764A	2	50	50	950		0.17
345-708U	385163B	2	70	70	480		0.18
345-508U	339270A	2	70	70	300		0.18

Performance data relate to an air pressure of 6.3 bar (90 psi)

MINIMAT Screwdrivers

347-218U
to
347-618U347-228U
to
347-528U345-7258U
to
345-4258U346-238U
to
346-438U

Type	Part no.	Torque			Speed, idling rpm	Screws	Weight kilos
		min. Nm	max. soft pull-up Nm	max. hard pull-up Nm			
straight, reversible, push-to-start (hex. female), 1/4"							
347-218U	397060A	0.3	1	1	1900	M 3	0.40
347-318U	397060B	0.3	1.4	1.4	1300		0.40
347-518U	397060C	0.2	2	2	900		0.40
347-618U	397060D	0.2	2	2	600		0.43
347-228U	386363A	0.5	1.3	1.8	3000	M 4	0.68
347-728U	386363E	0.4	1.8	2.0	1600		0.69
347-328U	386363B	0.4	2.4	2.8	1100		0.69
347-428U	386363D	0.4	3.5	4	750		0.69
347-528U	386363C	0.3	5	5	500	M 5	0.69
345-7258U	351568A	1	5	6	1100		0.90
345-3258U	351568B	1	10	10	640	M 6	0.90
345-4258U	351568C	1	12	12	310		0.90
346-238U	396188B	2	4.5	5.5	2300	M 5	1.31
346-738U	396188C	2	7	8	1200		1.45
346-338U	396188D	2	12	12	650	M 6	1.45
346-438U	396188E	2	20	20	320		1.45
straight, reversible, lever-start (hex. female), 1/4"							
347-221U	386364A	0.5	1.3	1.8	3000	M 4	0.68
347-721U	386364E	0.4	1.8	2.0	1600		0.69
347-321U	386364B	0.4	2.4	2.8	1100		0.69
347-421U	386364D	0.4	3.5	4	750		0.69
347-521U	386364C	0.3	5	5	500	M 5	0.69
345-7251U	384354A	1	5	6	1100		0.9
345-3251U	384354B	1	10	10	640	M 6	0.9
345-4251U	384354C	1	12	12	310		0.9
346-731U	398684C	2	7	8	1200	M 6	1.45
346-331U	398684D	2	12	12	650		1.45
346-431U	398684E	2	20	20	320	M 8	1.45

Performance data relate to an air pressure of 6.3 bar (90 psi)

MINIMAT Screwdrivers

Type	Part no.	Torque			Speed, idling rpm	Screws	Weight kilos
		min. Nm	max. soft pull-up Nm	max. hard pull-up Nm			
pistol grip, lower air-inlet, reversible, trigger-start (hex. female), 1/4"							
347-227U	394569A	0.5	1.3	1.5	3000	M 3	0.75
347-327U	394569B	0.4	3	3.2	1100	M 4	0.75
347-427U	394569D	0.4	3.5	4	750	M 4	0.75
347-527U	394569C	0.3	5	5	500	M 5	0.75
346-7257U	412799A	1	5	6	1025	M 5	1.2
346-3257U	412799B	1	10	10	525	M 6	1.2
346-4257U	412799C	1	12	12	270	M 6	1.2
346-237U	400373B	2	4.5	5.5	2300	M 5	1.6
346-737U	400373C	2	7	8	1200	M 6	1.7
346-337U	400373D	2	12	12	650	M 6	1.7
346-437U	400373E	2	20	20	320	M 8	1.7
pistol grip, upper air-inlet, reversible, trigger-start (hex. female), 1/4"							
347-227OU	394570A	0.5	1.3	1.5	3000	M 3	0.75
347-327OU	394570B	0.4	3	3.2	1100	M 4	0.75
347-427OU	394570D	0.4	3.5	4	750	M 4	0.75
347-527OU	394570C	0.3	5	5	500	M 5	0.75
pistol grip, lower air-inlet, reversible, push-to-start (hex. female), 1/4"							
347-229U	394573A	0.5	1.3	1.5	3000	M 3	0.75
347-329U	394573B	0.4	3	3.2	1100	M 4	0.75
347-429U	394573D	0.4	3.5	4	750	M 4	0.75
347-529U	394573C	0.3	5	5	500	M 5	0.75
345-7259U	390854A	1	5	6	1025	M 5	1.2
345-3259U	390854B	1	10	10	525	M 6	1.2
345-4259U	390854C	1	12	12	270	M 6	1.2
346-239U	411447B	2	4.5	5.5	2300	M 5	1.6
346-739U	411447C	2	7	8	1200	M 6	1.7
346-339U	411447D	2	12	12	650	M 6	1.7
346-439U	411447E	2	20	20	320	M 8	1.7
pistol grip, upper air-inlet, reversible, push-to-start (hex. female), 1/4"							
347-229OU	394574A	0.5	1.3	1.5	3000	M 3	0.75
347-329OU	394574B	0.4	3	3.2	1100	M 4	0.75
347-429OU	394574D	0.4	3.5	4	750	M 4	0.75
347-529OU	394574C	0.3	5	5	500	M 5	0.75
pistol grip, lower air-inlet, upper air-inlet or rear air-inlet, reversible, trigger-start (hex. female), 1/4"							
344-347U	400320D	3	6.5	8.5	2300	M 5	1.7
344-447U	400320E	3	8	10	1600	M 6	1.7
344-247U	400320F	2	17	17	650	M 8	1.95
pistol grip, lower air-inlet, upper air-inlet or rear air-inlet, reversible, push-to-start (hex. female), 1/4"							
344-349U	411448D	3	6.5	8.5	2300	M 5	1.7
344-449U	411448E	3	8	10	1600	M 6	1.7
344-249U	411448F	2	17	17	650	M 8	1.95

Performance data relate to an air pressure of 6.3 bar (90 psi)



347-227OU
to
347-527OU



346-7257U
to
346-4257U





















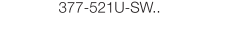































346-237U
to
346-437U



344-347U
to
344-447U

MINIMAT Screwdrivers

Type	Part no.	Torque		Speed, idling rpm	Drive	Screws	Weight kilos
		min. Nm	max. Nm				
angle-head, reversible, lever-start (square male)							
	377-321U	0.4	3.5	780	1/4"	M 4	0.85
	377-421U	0.4	3.5	780	3/8"		0.85
	377-421U	0.4	4.5	500	1/4"	M 5	0.85
	377-521U	0.4	4.5	500	3/8"		0.85
	377-521U	0.3	6.5	350	1/4"	M 6	0.85
	377-521U-E10	0.3	6.5	350	3/8"		0.85
	376-7251U	1.5	8	810	1/4"	M 6	1.2
	376-7251U-E10	1.5	8	810	3/8"		1.2
	376-3251U	1.5	15	410	1/4"	M 6	1.2
	376-3251U-E10	1.5	15	410	3/8"		1.2
	377-731U-E12.5	4	11	700	1/2"	M 8	2
	377-331U-E12.5	4	20	350	1/2"		2
	377-431U-E12.5	4	35	180	1/2"	M 10	2
	377-731U-E10	4	10	730	3/8"	M 6	1.9
	377-331U-E10	4	19	365	3/8"	M 8	1.9
	377-431U-E10	4	33	190	3/8"	M 10	1.9
	377-941U-E12.5	8	32	410	1/2"		2.3
	377-741U-E12.5	8	46	270	1/2"	M 12	2.3
	377-841U-E12.5	8	65	185	1/2"		2.3
	377-941U-E10	7	30	430	3/8"	M 10	2.2
	377-741U-E10	7	44	285	3/8"		2.2
angle-head, reversible, lever-start (hex. female, non-magnetic)							
	377-321U-D	0.4	3.5	780	1/4"	M 4	0.85
	377-421U-D	0.4	4.5	500		M 5	0.85
	377-521U-D	0.3	6.5	350	M 6	M 5	0.85
	376-7251U-D	1.5	8	810		M 6	1.2
	376-3251U-D	1.5	15	410	M 6	1.2	
angle-head, reversible, lever-start (hex. female, magnetic)							
	377-321U-DM	0.4	3.5	780	1/4"	M 4	0.85
	377-421U-DM	0.4	4.5	500		M 5	0.85
	377-521U-DM	0.3	6.5	350	M 6	M 5	0.85
	376-7251U-DM	1.5	8	810		M 6	1.2
	376-3251U-DM	1.5	15	410	M 6	1.2	
angle-head, reversible, lever-start (hex. female, with quick change chuck)							
	377-321U-F	0.4	3.5	780	1/4"	M 4	0.85
	377-421U-F	0.4	4.5	500		M 5	0.85
	377-521U-F	0.3	6.5	350	M 6	M 5	0.85
	376-7251U-F	1.5	8	810		M 6	1.2
	376-3251U-F	1.5	15	410	M 6	1.2	
angle-head, reversible, lever-start (hex. female, with quick change chuck and spring-sleeve)							
	377-321U-FH	0.4	3.5	780	1/4"	M 4	0.85
	377-421U-FH	0.4	4.5	500		M 5	0.85
	377-521U-FH	0.3	6.5	350	M 6	M 5	0.85
	376-7251U-FH	1.5	8	810		M 6	1.2
	376-3251U-FH	1.5	15	410	M 6	1.2	
angle-head, reversible, lever-start (integrated socket with hex. female drive)							
	377-321U-SW6	0.4	3.5	780	AF6	M 4	0.85
	377-321U-SW8	0.4	3.5	780			AF8
	377-321U-SW10	0.4	3.5	780	AF10	M 4	0.85
	377-321U-SW13	0.4	3.5	780			AF13
	377-421U-SW6	0.4	4.5	500	AF6	M 5	0.85
	377-421U-SW8	0.4	4.5	500			AF8
	377-421U-SW10	0.4	4.5	500	AF10	M 5	0.85
	377-421U-SW13	0.4	4.5	500			AF13
	377-521U-SW6	0.3	6.5	350	AF6	M 6	0.85
	377-521U-SW8	0.3	6.5	350			AF8
	377-521U-SW10	0.3	6.5	350	AF10	M 6	0.85
	377-521U-SW13	0.3	6.5	350			AF13
	376-7251U-SW6	1.5	8	810	AF6	M 6	1.2
	376-7251U-SW8	1.5	8	810			AF8
	376-7251U-SW10	1.5	8	810	AF10	M 6	1.2
	376-7251U-SW13	1.5	8	810			AF13
	376-3251U-SW6	1.5	15	410	AF6	M 6	1.2
	376-3251U-SW8	1.5	15	410			AF8
	376-3251U-SW10	1.5	15	410	AF10	M 6	1.2
	376-3251U-SW13	1.5	15	410			AF13

Performance data relate to an air pressure of 6.3 bar (90 psi)

HANDHELD SCREWDRIVERS PNEUMATIC with mechanical shut-off clutch

MICROMAT-ESD / MINIMAT-ESD Screwdrivers

Type	Part no.	Torque			Speed, idling	Drive	Screws	Weight	
		min. Nm	max. soft pull-up Nm	max. hard pull-up Nm					
straight, reversible, push-to-start (hex. female)									
345-308UESD	376846A	0.02	0.4	0.5	1300	3 mm	M 3	0.17	
345-408UESD	376846B	0.02	0.5	0.5	950			0.17	
345-708UESD	385164A	0.02	0.7	0.7	480			0.18	
345-508UESD	376846C	0.02	0.7	0.7	300			0.18	
347-218UESD	403345A	0.3	1	1	1900			0.40	
347-318UESD	403345B	0.3	1.4	1.4	1300			0.40	
347-518UESD	403345C	0.2	2	2	900	1/4"	M 4	0.40	
347-618UESD	403345D	0.2	2	2	600			0.43	
347-228UESD	392476A	0.5	1.3	1.8	3000			0.68	
347-328UESD	392476B	0.4	2.4	2.8	1100			0.69	
347-428UESD	392476D	0.4	3.5	4	750			0.69	
347-528UESD	392476C	0.3	5	5	500			0.69	
345-7258UESD	409631A	1	5	6	1100			M 5	0.9
345-3258UESD	409631B	1	10	10	640				0.9
345-4258UESD	409631C	1	12	12	310				0.9



Performance data relate to an air pressure of 6.3 bar (90 psi)

HANDHELD SCREWDRIVERS PNEUMATIC with controlled clutch function

SENSOMAT Screwdrivers

Type	Part no.	Seating Torque		Driving Torque max. Nm	Speed, idling rpm	Screws	Weight kilos	
		min. Nm	max. Nm					
straight, reversible, push-to-start (hex. female), 1/4"								
347S-218U	405158A	0.3	1	1.1	1900	M 3	0.52	
347S-318U	405158B	0.4	1.4	1.6	1300		0.52	
347S-518U	405158C	0.4	2	2.2	900		0.52	
347S-618U	405158D	0.4	2	2.2	600		0.52	
347S-328U	386542B	0.4	2.8	3.1	1100	M 4	0.76	
347S-428U	386542D	0.4	3.5	3.9	750		0.76	
347S-528U	386542C	0.3	5	5.5	500	M 5	0.76	
346S-238U	409114B	0.5	4.5	5	2300		1.41	
346S-738U	409114C	0.4	5	7	1200		1.48	
pistol grip, lower air-inlet, reversible, trigger-start (hex. female), 1/4"								
347S-327U	391486B	0.4	3	3.3	110	M 4	0.82	
347S-427U	391486D	0.4	3.5	3.9	750		0.82	
347S-527U	391486C	0.3	5	5.5	500	M 5	0.82	
346S-237U	392773A	0.5	4.5	5	2300		1.5	
346S-737U	392773B	0.4	5	7	1200		1.6	
pistol grip, upper air-inlet, reversible, trigger-start (hex. female), 1/4"								
347S-327OU	391490B	0.4	3	3.3	1100	M 4	0.82	
347S-427OU	391490D	0.4	3.5	3.9	750		0.82	
347S-527OU	391490C	0.3	5	5.5	500	M 5	0.82	



Performance data relate to an air pressure of 6.3 bar (90 psi)

MICROMAT-F / MINIMAT-F Screwdrivers

Type	Part no.	Torque			Speed, idling rpm	Drive	Screws	Weight kilos		
		min. Nm	max. soft pull-up Nm	max. hard pull-up Nm						
straight, right rotation, push-to-start (hex. female)										
345F-308	399400A	0.02	0.5	0.6	1600	3 mm	M 3	0.15		
345F-408	399400B	0.02	0.55	0.55	1100			0.15		
345F-708	399400C	0.02	0.7	0.7	600			0.16		
345F-508	399400D	0.02	0.7	0.7	350			0.16		
347F-218	397061A	0.3	1	1	1900			0.40		
347F-318	397061B	0.3	1.4	1.4	1300			0.40		
347F-518	397061C	0.2	2	2	900			0.40		
347F-618	397061D	0.2	2	2	600			0.43		
347F-228	386365A	0.5	1.8	2	4000			1/4"	M 4	0.68
347F-328	386365B	0.4	3	3.2	1550					0.69
347F-428	386365D	0.4	4	4.5	1000	0.69				
347F-528	386365C	0.3	5	5	680	0.69				
345F-7258	401537A	1	5	6	1100	1.2				
345F-3258	401537B	1	10	10	680	1.2				
345F-4258	401537C	1	12	12	310	1.2				
346F-238	396359B	2	5	6	2500	M 5	1.28			
346F-738	396359C	2	8	9	1400	M 6	1.34			
346F-338	396359D	2	14	14	750	M 6	1.34			
346F-438	396359E	2	20	20	400	M 8	1.34			
pistol grip, lower air-inlet, right rotation, trigger start (hex. female)										
347F-227	391735A	0.4	1.5	1.8	4000	1/4"	M 3	0.75		
347F-327	391735B	0.4	3	3.2	1550			M 4	0.75	
347F-427	391735D	0.4	3.5	4	1000			0.75		
347F-527	391735C	0.3	5	5	680			M 5	0.75	
345F-7257	394625A	1	5	6	1025				1.2	
345F-3257	394625B	1	10	10	525			1.2		
345F-4257	394625C	1	12	12	270			M 6	1.2	
346F-737	400561C	2	8	9	1400				1.7	
346F-337	400561D	2	14	14	750			1.7		
346F-437	400561E	2	20	20	400			M 8	1.7	
pistol grip, upper air-inlet, right rotation, trigger-start (hex. female)										
347F-227O	391473A	0.4	1.5	1.8	4000	1/4"	M 3	0.75		
347F-327O	391473B	0.4	3	3.2	1550		M 4	0.75		
347F-427O	391473D	0.4	3.5	4	1000		0.75			
347F-527O	391473C	0.3	5	5	680		M 5	0.75		
pistol grip, lower air-inlet, reversible, trigger-start (hex. female)										
347F-227U	395047A	0.4	1.5	1.8	3000	1/4"	M 3	0.75		
347F-327U	395047B	0.4	3	3.2	1100		M 4	0.75		
347F-427U	395047D	0.4	3.5	4	750		0.75			
347F-527U	395047C	0.3	5	5	500		M 5	0.75		
346F-737U	402845C	2	7	8	1200		M 6	1.7		
346F-337U	402845D	2	12	12	650			1.7		
346F-437U	402845E	2	20	20	320		M 8	1.7		
pistol grip, upper air-inlet, reversible, trigger-start (hex. female)										
347F-227OU	395052A	0.4	1.5	1.8	3000	1/4"	M 3	0.75		
347F-327OU	395052B	0.4	3	3.2	1100		M 4	0.75		
347F-427OU	395052D	0.4	3.5	4	750		0.75			
347F-527OU	395052C	0.3	5	5	500		M 5	0.75		
angle-head, right rotation, lever-start (square male)										
377F-321	389689B	0.4	3.5	3.5	820	1/4"	M 4	0.85		
377F-421	389689D	0.4	4.5	4.5	530		M 5	0.85		
377F-521	389689C	0.3	6.5	6.5	380			0.85		
376F-7251	392061A	1.5	8	8	810		M 6	1.2		
376F-3251	392061B	1.5	15	15	410	1.2				
377F-731	404085C	4	13	13	840	1/2"	M 8	2		
377F-331	404085D	4	23	23	450			2		
377F-431	404085E	4	33	33	240		M 10	2.3		
377F-941-E12.5	204209B	8	32	32	410			2.3		
377F-741-E12.5	204209C	8	46	46	270		M 12	2.3		
377F-841-E12.5	204209D	8	65	65	185			2.3		

Required accessories for MINIMAT-F screwdriver:

Function controller fc und pneumatic controller pc.

For technical details see brochure D3440E or page 18/19 of this catalogue.

Performance data relate to an air pressure of 6.3 bar (90 psi)

347F-228
to
347F-528345F-7257
to
345F-4257347F-227O
to
347F-527O377F-321
to
377F-521

VARIOMAT - drilling machine and screwdriver in one tool

Type	Part no.	Torque			Speed, idling rpm	Screws nominal Ø	Gewicht kilos
		min. Nm	max. soft pull-up Nm	max. hard pull-up Nm			
Basic model, drive 1/2" 20 UNF / F6.3 *)							
305-237UH	401354A	according to equipment (equipment optional)			2000	max. 5	0.9

Please order necessary accessories extra

*) according to equipment, see also brochure D3520E
Performance data relate to an air pressure of 6.3 bar (90 psi)



305-237UH



325-3258UL
325-4258UL

RECYCLING Drivers

Type	Part no.	Torque max. Nm	Speed, idling rpm	Weight kilos
straight, reversible, push-to-start (hex female), 1/4"				
325-3258UL	362714A	10	640	0.8
325-4258UL	362714B	10	310	0.8
pistol grip, lower air-inlet, reversible, trigger-start (hex. female), 1/4"				
305-3257UL	352587E	15	525	1.05
305-4257UL	352587F	18	270	1.05

Performance data relate to an air pressure of 6.3 bar (90 psi)



305-3257UL
305-4257UL

Flat head wrenches

Type	Part no.	Speed, idling rpm	Screws	Weight, kilos
straight, lever-start, closed head				
39-521-19K	391625A	90	M 4 - M 6	1.15
39-331-19K	390518F	165	M 4 - M 7	1.5
39-331-21K	390518G	160	M 4 - M 7	1.5
39-331-32K	390518A	150	M 6 - M 12	1.6
39-331-32L	390518C	150	M 6 - M 12	1.75
39-331-46K	390518N	110	M 8 - M 18	1.7

Performance data relate to an air pressure of 6.3 bar (90 psi)



39-521-19K

39-331-19K
to
39-331-46K



HY115G1
HY135G8



HY235P7



HY160P7



345T-7258U
345T-3258U
345T-4258U



345T-7257U
345T-3257U
345T-4257U

Impulse Driver with shut-off

Type	Part no.	Torque		Speed, idling rpm	Air con- sumption m ³ /min	Drive	Screws	Weight kilos
		min. Nm	max. Nm					
pistol grip, reversible (quick change chuck with hex. female)								
HY115G1	363027A	5	15	3000	0.10	1/4"	to M 6	1.1
HY135G8	363031A	15	35	4000	0.37	7/16"	to M 8	1.35
pistol grip, reversible (quick change chuck with hex. female)								
HY307P7	421136A	4	7	6000	0.2	1/4"	M 5 to M 6	0.83
HY211P7	411558A	6	11	6500	0.3		to M 6	0.85
HY220P7	411559A	10	20	7500	0.35		to M 7	0.85
HY235P7	411560A	20	35	6500	0.55		to M 8	1
pistol grip, reversible (square male)								
HY160P7	375930A	30	60	3500	0.7	1/2"	to M 10	2
HY180P7	423088A	50	80	6000	0.75		to M 12	1.4
HY1120P7	423185A	70	120	5500	0.85		to M 14	1.7

Performance data relate to an air pressure of 6.3 bar (90 psi)

MINIMAT-T the Depth-Stop-Driver

Type	Part no.	Torque max. Nm.	Speed, idling rpm	Weight kilos
straight, reversible, push-to-start (hex. female), 1/4"				
345T-7258U	369272A	5	1100	0.8
345T-3258U	369272B	10	680	0.8
345T-4258U	369272C	12	310	0.8
pistol grip, lower air-inlet, reversible, trigger-start (hex. female), 1/4"				
345T-7257U	369273A	5	1025	1.1
345T-3257U	369273B	10	525	1.1
345T-4257U	369273C	12	270	1.1

Performance data relate to an air pressure of 6.3 bar (90 psi)